



# grael™

## HD psg/eeg

**World's First High-Definition PSG** - Only from Compumedics





Tabletop configuration

# Introducing grael™

## HD PSG/EEG

Over 20 years of experience in designing PSG and EEG amplifiers, including the highly successful E-Series, has culminated in **Grael** - Our most technologically advanced amplifier yet, and the world's first High Definition PSG amplifier. Choose the model best suited for your needs: **Grael** for dual-platform PSG and EEG, or **Grael EEG** for dedicated EEG studies.

### High Definition PSG/EEG

- Full PSG / EEG in High Definition
- 24-bit amplifier - A new standard for PSG
- DC-coupled inputs - See what's really happening
- Differential ECG and EMG provide unparalleled signal quality
- Respiratory impedance plethysmography
- Exceptional noise and artifact rejection
- Exceeds all AASM Digital Specifications\*\*

### One-box, One cable amplifier

- All connections are integrated
- A single IP connection to the **Grael** provides both power and data transmission
- Built-in light sensor\*
- Sleep-optimised Oximeter\*
- Integrated RIP technology\*
- New high-sensitivity snore microphone\*
- Calibration-free position sensor\*

### Improved Efficiency

- One-touch quick disconnect
- Lanyard for easy carrying when disconnected
- Light-up touch-proof connectors allows convenient bedside impedance checking
- Touch-proof connectors are ideally spaced for easy access
- Labeled to current AASM guidelines\*\*
- **Grael** cradle can be desk, cart or wall mounted to suit any environment

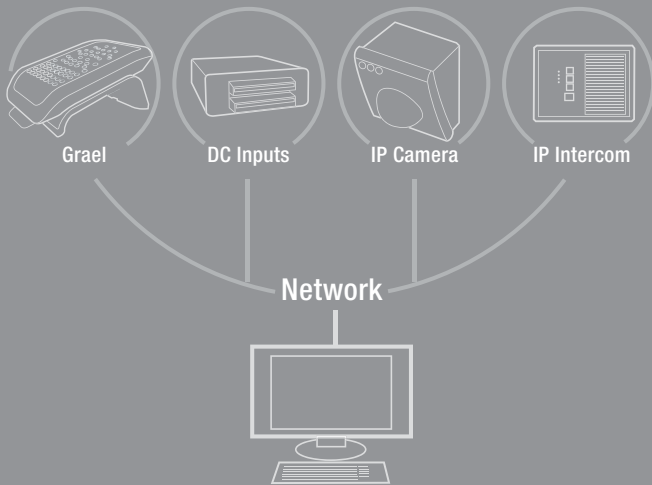
\*Not available in Grael EEG model  
\*\*Standards as of printing

Wall configuration



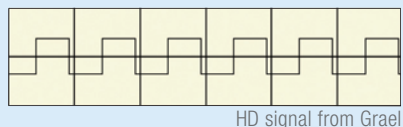
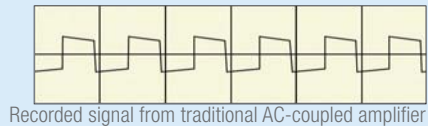
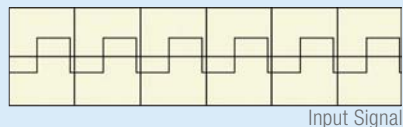

### Network your lab

Use **Grael** with other network devices to simplify installation and system maintenance.



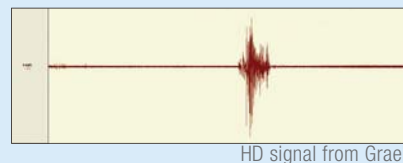
### Quick Disconnect

One push on the unique disconnect lever instantly releases **Grael**. With all electrode and sensor connections integrated, there's nothing else to disconnect.



### DC Coupling

Traditional PSG amplifiers use AC-coupled inputs, which result in signals decaying back to zero even if no other filters are applied. **Grael** introduces DC-coupled inputs to PSG, allowing signals to be faithfully recorded without compromise.



### Differential Inputs

Traditional PSG amplifiers use a common reference for all inputs, meaning that signals such as Leg EMG are prone to significant artifact. **Grael** includes 16 true differential inputs (8 on Grael EEG), which provide the cleanest signals possible by virtually eliminating noise/artifact.



### Oximeter Performance

Oximeters traditionally have a resolution of 1%, requiring filtering to display a smooth signal. **Grael's** integrated Oximeter has been specifically designed for sleep monitoring, and with a resolution of 0.1% allows accurate identification of clinically significant desaturations.



**COMPUMEDICS**  
'Defining Life's Signals'





grael™



grael™  
eeg

Both Grael PSG and EEG integrate with our World Class Profusion PSG and EEG software:

- ✔ Supported by Profusion PSG3
- ✔ Supported by Profusion EEG4

Feature	Grael	Grael EEG
Full 10-20 EEG referential layout	✔	✔
11 additional referential inputs	✔	✔
8 Differential inputs with impedance test	✔	✔
8 Differential inputs without impedance test	✔	✔
Integrated Light Sensor	✔	
Integrated Oximeter	✔	
RIP Band connections	✔	
Snore Microphone connection	✔	
Position sensor connection	✔	
Pressure and airflow connections (3)	✔	
Event button connection	✔	✔
Strobe connection	✔	✔
Quik-Cap connection	✔	✔
Docking Cradle with quick disconnect	✔	✔
Power over Ethernet (PoE)	✔	✔
Optional DC inputs	✔	✔

### Our World Class Profusion software:

Use profusion PSG3 for World Class Sleep analysis:



- Score and report all AASM\*\* recommended parameters
- Proven automatic analysis for all primary event types and sleep stages
- Easily configure and customize reports
- DC offset removal tool for Grael studies

Use profusion EEG4 for effortless EEG analysis:



- Monitor waveforms continuously for LTM applications
- Summary graphics tool provides simple navigation to review and edit relevant segments of data; single step archiving of waveforms and digital video
- Real-time access to studies currently being recorded from physician review station
- Software controlled, fully synchronized digital video

For high level Network and Database applications:



Compumedics divisions:



• Via PC  
\*\* Standards as of printing

All specifications are subject to change without notice. Please contact your Compumedics representative for latest technical information, pricing and product availability. Grael, Grael EEG, Profusion PSG3, Profusion EEG4 and Profusion Nexus are trademarks of Compumedics Limited, Australia. COMPUMEDICS and the Compumedics logo are registered trademarks of Compumedics Limited, Australia.

AE682 Issue 1

### For more information please contact:

**Compumedics Limited, Australia:**  
Headquarters  
30-40 Flockhart Street  
Abbotsford VIC 3067, Australia  
Ph: +61 3 8420 7300  
Fax: +61 3 8420 7399  
Free Call: 1800 651 751

**Compumedics USA, Limited:**  
6605 West WT Harris Blvd, Suite F  
Charlotte, NC 28269  
Toll Free: +1 877 717 3975  
Ph: +1 704 749 3200  
Fax: +1 704 749 3299

**Compumedics Germany GmbH:**  
Global HQ for Compumedics DWL  
Josef-Schüttler-Strasse 2  
D-78224 Singen, Germany  
Ph: +49 7731 79 76 9-0  
Fax: +49 7731 79 76 9-99

[www.compumedics.com](http://www.compumedics.com)

### Your local business partner:

