

PATHWAY / *Pain & Sensory Evaluation System*



New Capabilities
in advanced thermal
stimulation

New Directions
in investigating various acute
& chronic pain conditions

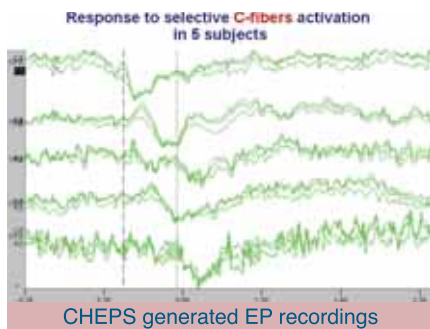
New Possibilities
towards defining underlying
mechanisms in pain processing

...towards objective evaluation of small nerve-fiber function
A Configurable and Expandable Advanced Thermal Stimulator
for today's & tomorrow's research protocols, pharmacologic
investigations and clinical applications.

INTELMED
s.a. de c.v.

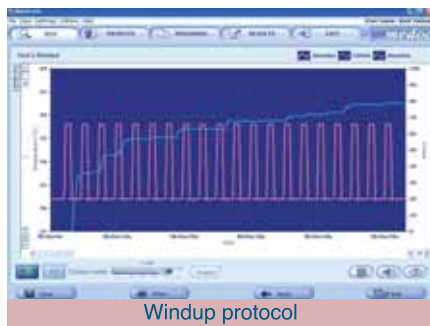
PATHWAY / Pain & Sensory Evaluation System

“An advanced thermal stimulator offering new possibilities in the investigation of human nociceptive pathways”




Contact-Heat Evoked Potential Stimulation (CHEPS)

PATHWAY enables pain and non-painful evoked potential recording of both A-delta & C fiber function: allowing for the first time, selective activation & objective identification of nerve fiber activity through EEG recording. Extremely fast heating (70°C / sec) and temperature sampling (200 times / sec) delivers thermal stimuli with precise temperature and pattern control.



Windup

Superior temperature control capabilities for rapid and programmable delivery of sensory stimuli at a windup frequency (<0.33 Hz) in producing temporal pain summation. Windup is an important modality for functional evaluation of central pain processing mechanisms related to central sensitization.



Advanced Thermal Stimulator (ATS)

ATS enables QST (Quantitative Sensory Testing) via delivery of painful and non-painful thermal stimuli. ATS thermal stimulation can range from -10°C to 54°C, thus opening new research horizons for deep cold pain & heat pain studies.

fMRI

PATHWAY is available in an fMRI conditional* configuration in both ATS and CHEPS models. Rapid CHEPS stimulation can provide synchronized brain image and fMRI compatible EEG recording of A-delta & C-fiber electrophysiology.

*See detailed information in the PATHWAY Operation Manual

Pharmaceutical Clinical Trials

PATHWAY can potentially be used as a new 'surrogate marker' assisting in prioritization of new & existing compounds, reduction of statistical sample, dosage definitions - all resulting in shortening time to market.

CE 0473



See instructions for use

FDA Cleared

Medoc Advanced Medical Systems, U.S. • Compass Medical Technologies, Inc

1502 West Highway 54 – Suite 404, Durham, North Carolina 27707
phone: 919.402.9600 • fax: 919.402.9607 • medoc@mindspring.com

Medoc Ltd. Advanced Medical Systems • World Headquarters

1 Ha'Dekel St. PO.Box 423 Ramat Yishai, Israel 30095
phone: +972-4-903.8800 • fax: +972-4-903.8808 • medoc@medoc-web.com

EU Authorized Representative CEpartner4U BV

Esdoornlaan 13 3951 DB Maarn, The Netherlands, office@CEpartner4U.nl
phone: +31-343-442.524 • mobile: +31-6-516-536.26 • fax: +31-343-442.162

INTELIMED
s.a. de c.v.